



**22nd International Conference on
Harmonisation within Atmospheric Dispersion Modelling for Regulatory Purposes
10-14 June 2024, Pärnu, Estonia**

**EVALUATION OF LONG-TERM TEMPORAL VARIATIONS IN HUNGARIAN PM₁₀ AND
PM_{2.5} EMISSIONS BASED ON NATIONAL INVENTORIES APPLIED FOR AIR QUALITY
MANAGEMENT**

Krisztina Labancz¹, László Bozó^{1,2} and Gábor Kis-Kovács¹

¹HungaroMet Hungarian Meteorological Service, Budapest, Hungary

²Hungarian University of Agriculture and Life Sciences, Gödöllő, Hungary

Abstract: Accession to the European Union has resulted in a significant step forward in air quality protection in Hungary. At present, particulate matter means the strongest health risk and it is Hungary's most problematic pollutant: its concentration exceeds the EU limit values for longer periods under certain conditions. It is presented how the rates and contributors of the PM₁₀ and PM_{2.5} emissions varied in Hungary during the two decades of the 2000-2021 period. Special attention is paid to the residential combustion sector which is a key category in particulate matter emissions. Price elasticity of demand of natural gas and other fuels are investigated together with the latest comprehensive population census on conventional stoves and boilers used in the Hungarian households to determine the possible measures that could be taken to improve and change the residential heating habits..

Key words: *air quality measures, particulate matter emissions, residential combustion, heating habits, Hungary.*

INTRODUCTION

Accession to the European Union has resulted in a significant step forward in air quality protection in Hungary. Industrial emission and pollution related electricity and heat production have been significantly reduced. Consequently residential solid fuel combustion, transport, agriculture and illegal waste combustion have become the most significant emission sources (e.g. European Environment Agency, 2023).

In Hungary, three important factors have essential effects on PM concentrations: local anthropogenic emissions, long-range transboundary transport and meteorological conditions (Ferenczi et al., 2013). Compiling national emission inventories based on comparable international standards (UN and EU) is a basic associated tool for harmonizing model estimations on the level of air pollution and rate of deposition, and further, to evaluate the risks for human health and ecosystems. Among pollutants of anthropogenic origin, PM₁₀ and PM_{2.5} play a distinguished role in many European countries.

TREND OF PM EMISSIONS IN THE HUNGARIAN INVENTORY

Particulate matter (PM) is the general term used to describe solid particles and liquid droplets found in the air. The composition and size of these airborne particles and droplets vary widely. Four types of particles should be reported in the inventory: TSP (total suspended material, i.e. the mass concentration of particulate matter), PM₁₀, PM_{2.5} and BC (black carbon).

Small aerosol particles, especially black carbon, play an important role in the formation of smog. In winter, in addition to sulfur-dioxide, one of the characteristic components of smog during the heating period is

carbon black, which is formed during the imperfect combustion of carbonaceous fuels. Greater particles are emitted in the air directly, mainly from residential heating and construction sites of buildings and roads.

Particulate matter contains microscopic solids or liquid droplets that are so small that they can be inhaled and cause serious health problems. Some particles less than 10 micrometers in diameter can get deep into your lungs and some may even get into your bloodstream. Of these, particles less than 2.5 micrometers pose the greatest risk to health, as other risky substances (heavy metals, bacteria, carcinogens) can bind on their surface.

At present, particulate matter means the strongest health risk and it is Hungary's most problematic pollutant: its concentration exceeds the EU limit values for longer periods under certain conditions. Figure 1 shows the trend of aerosol particle emissions between 1990 and 2021 in Hungary, compared to the level of 2000. There is no definite trend for particulates, emissions vary from year to year. However, between 2015 and 2020, particulate emissions were characterized by a decrease, which began to increase again by the year 2021.

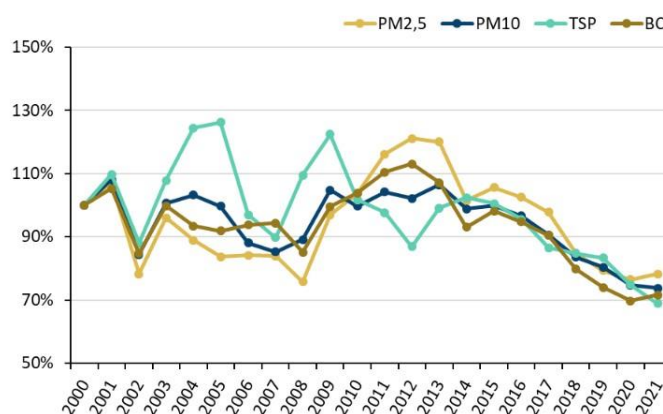


Figure 1. Changes in particulate emissions in Hungary, compared to the level of 2000

Hungary still has a lot of work to do in reducing PM emissions. According to the latest inventory report, the assumed reduction compared to the 2005 level will not be realized based on the current trend. Figure 2 shows the reduction commitment made by Hungary compared to the level of 2005 and the real emissions.

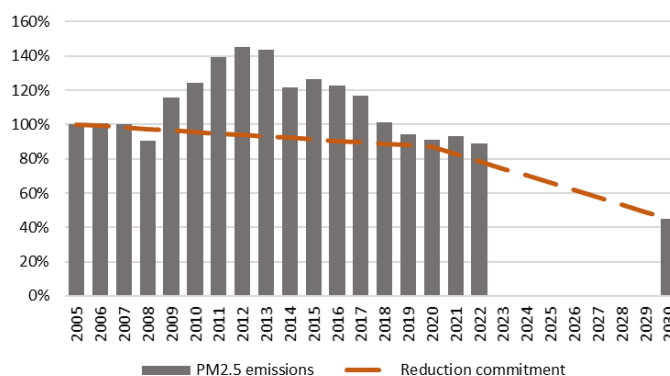


Figure 2. PM_{2.5} reduction commitment compared to the level of 2005 and emissions in Hungary

DISTRIBUTION OF PM EMISSIONS BETWEEN INVENTORY SOURCES

In the next few figures, instead of the official breakdown of the four main sectors, emission ratios of the sectors according to the actual end users are shown in more detail. Graphs show the dominant role of non-industrial combustion in particulate emissions. Non-industrial combustion contains the use of fuels by

households and institutions as well as agricultural heatings. Figures 3. and 4. show PM₁₀ and PM_{2.5} emissions, respectively, between 2000 and 2021 in Hungary in sectorial splitting.

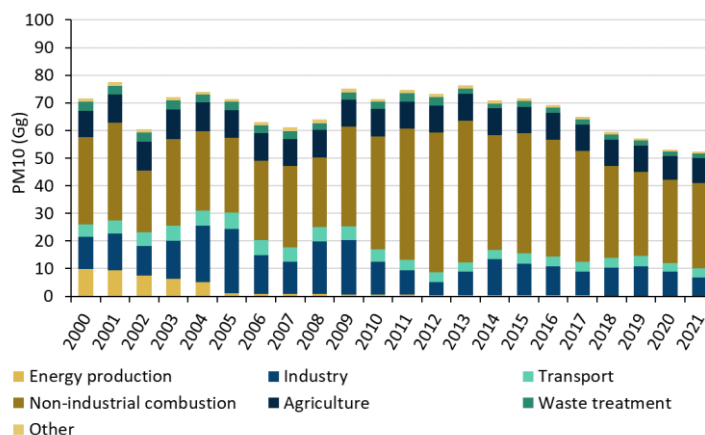


Figure 3. PM₁₀ emissions between 2000 and 2019 (in a sectorial splitting different from the official four sectors)

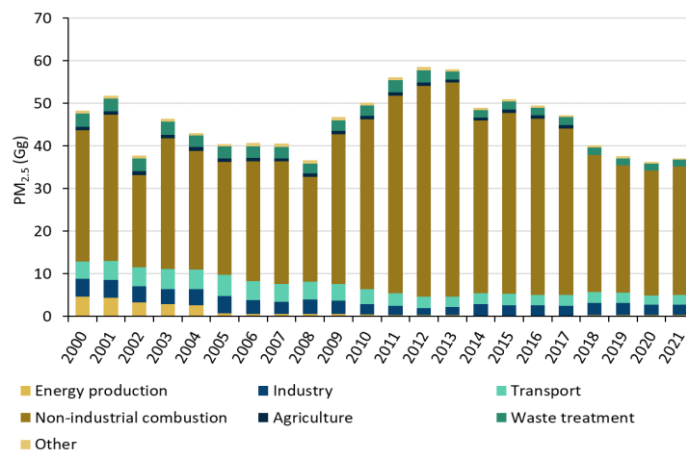


Figure 4. PM_{2.5} emissions between 2000 and 2019 (in a sectorial splitting different from the official four sectors)

Both figures, but especially PM_{2.5} emissions, which have more dangerous health effects, show the dominant role of household burning. Based on the 2021 data, more than half of the total PM₁₀ emissions (58%) come from non-industrial combustion (mainly from residential heating), the same ratio for PM_{2.5} is 78%, and 68% of BC (soot) emissions can be linked to this source.

COMPOSITION OF FUELS USED IN RESIDENTIAL HEATING IN HUNGARY

Fortunately, natural gas is the dominant fuel in Hungary. According to the 2016 microcensus survey, natural gas was used in nearly 62% of homes. In addition, 38% of the apartments (this means almost one and a half million apartments) are heated with wood (also) and 3% with coal (also). If we add to this the 16% share of district heating, 2% of electricity, etc., we are well over 100%, which means that an apartment can have several types of heating materials. Almost one-fifth of households therefore use both piped gas and firewood, and can even switch between heating materials according to their price changes.

Particulate emissions must be considered in the case of solid burning (coal, wood and wood waste, or possibly other waste). Given that the vast majority of solid fuel heating devices currently operating in Hungary are decades old, while the prevalence of modern, low-emission technologies (e.g. eco-fireplaces, pellet burning, wood gasification boilers) can be put at a maximum of a few percent, the trend of emissions

is basically determined by the amount of fuel used. Figure 5. shows the evolution of the coal and biomass fuel amounts used in households and the emissions from them between 2000 and 2021 in Hungary.

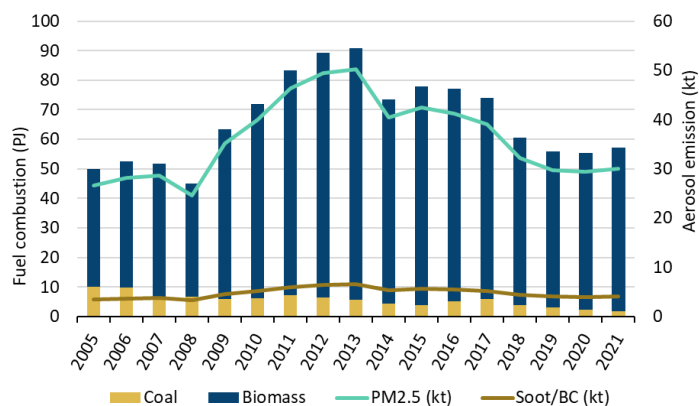


Figure 5. Aerosol (PM_{2.5} and BC) emissions from residential solid burning between 2005 and 2021 in Hungary.

Let us examine the effects of price changes. Figure 5. indicates an increase of biomass combustion in households. The price of natural gas started to increase in 2005 which may have caused the increase in the use of fuel wood/biomass, which was relatively cheaper compared to natural gas. This led to increasing PM emissions from 2008. After 2014, however, the price advantage of wood gradually decreased, so the use of natural gas increased again, and the use of firewood - and with it the emission of particles - began to slowly decrease. Figure 6. indicates the changes in the usage and prices of natural gas and fuel wood.

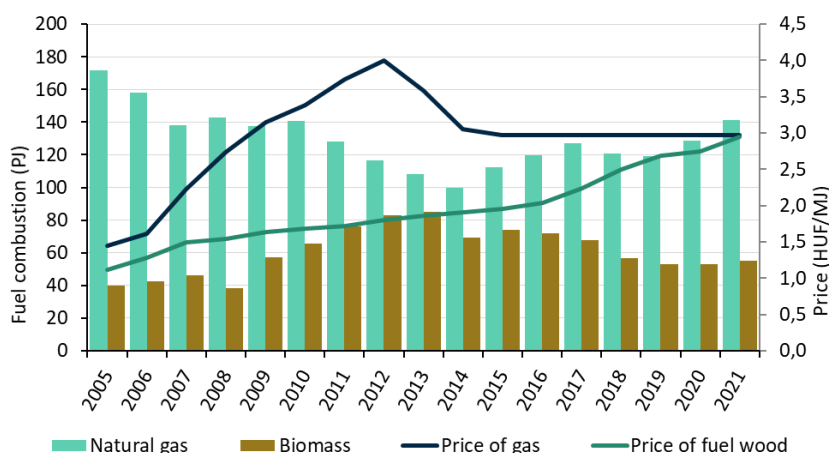


Figure 6. The effect of fuel price changes on consumption between 2005 and 2021 in Hungary.

WASTE BURNING IN HUNGARIAN HOUSEHOLDS

Based on the investigations of the Clean Air Action Group of Hungary (2015), unfortunately a third of the population burns waste in Hungary with changing frequency during the year. Most people burn garden waste, 13% burn household garbage, 6% burn treated wood, rags, clothing and footwear. Plastics (in addition to household waste) are burned by 3% and rubber by 1%. In a representative poll, 54% of the respondents considered that lack of knowledge, 35% that irresponsibility and 15% that poverty are the main causes of irregular residential waste burning. The poll data is confirmed by the experiences of a ‘Do not burn campaign’: in the examined area of Eastern Hungary, a third of the waste disappeared in the winter - in the stoves. Figure 7. shows the amount (in tons) of municipal waste collected by the waste collecting company during the year.

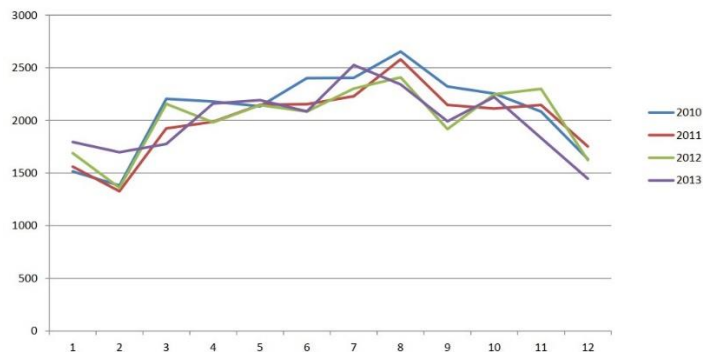


Figure 7. Amount of officially collected municipal waste in four years in Hajdúság, Eastern Hungary. y axis indicates the quantity in tons, x axis indicate the months of the year.

POSSIBLE SOLUTIONS

Finally, we list some good initiatives that have already started in Hungary. As the member of the Network of Environmental Consulting Offices, the Clean Air Action Group performs free environmental consulting from 2017. The Ministry of Agriculture tries to persuade the population with printed and online materials, TV and radio advertisements on cleaner wood burning and the cessation of illegal waste burning. Many municipalities set good examples in front and prohibits the debris and garden waste burning. A draft decree has been prepared, which would prohibit the sale of low-calorific and high-sulfur coals for residential heating purposes. Support for energy modernization of buildings is planned as air pollution from heating can be reduced by half or even a third if adequate thermal insulation of the buildings is supported.

ACKNOWLEDGEMENTS

The research was funded by the Sustainable Development and Technologies National Programme of the Hungarian Academy of Sciences (FFT NP FTA).

REFERENCES

- Clean Air Action Group, 2015: Air Pollution from Residential Burning (in Hungarian).
[https://www.levego.hu/sites/default/files/Pollution from residential burning hungarian final.pdf](https://www.levego.hu/sites/default/files/Pollution%20from%20residential%20burning%20hungarian%20final.pdf)
- European Environment Agency, 2023: Hungary – Air Pollution Fact Sheet
<https://www.eea.europa.eu/themes/air/country-fact-sheets/2023-country-fact-sheets/hungary-air-pollution-country>
- Ferenczi, Z., K. Imre, M. Lakatos, Á. Molnár, L. Bozó, E. Homolya and A. Gelencsér, 2021: Long-term characterization of urban PM₁₀ in Hungary. *Aerosol and Air Quality Research*, **21**, 210048-210062.